

MEMORANDUM OF UNDERSTANDING



NID

NEVADA IRRIGATION DISTRICT



Table of Contents

PREAMBLE	1
ARTICLE I - Recognized Employee Organizations.....	2
ARTICLE II - Employee Status	4
ARTICLE III - Salary and Other Compensation	6
ARTICLE IV - Promotion and Transfer Procedures	9
ARTICLE V - Layoff and Displacement (Bumping) Rights	12
ARTICLE VI - Vacation	14
ARTICLE VII - Sick Leave	16
ARTICLE VIII - Leave of Absence and Other Leaves	18
ARTICLE IX - Continuity	20
ARTICLE X - Hours and Overtime	21
ARTICLE XI - Holidays	26
ARTICLE XII - Benefits.....	28
ARTICLE XIII - Grievance Procedure.....	36
ARTICLE XIV - Employee Training.....	40
ARTICLE XV - Disciplinary Actions	41
ARTICLE XVI - Miscellaneous.....	46
ARTICLE XVII - Term	47

PREAMBLE

1

2

ARTICLE I

W

W

W

W

0

A

BE

-

ARTICLE II

ØE

ØE
ØE
ØE

0

ARTICLE III

DE

v

□ Σ

∅E

∅Z

∅E

-

-

-

- ∅
- ∅
- ∅
- ∅

□

- -

- - -
to

-

À

À

ARTICLE IV

~~BY~~ _____

o

- ~~D~~
- ~~D~~
- ~~SE~~
- ~~D~~
- ~~D~~
- ~~D~~
- ~~SE~~
- ~~SE~~
- ~~SE~~ ~~SE~~

~~By~~

~~CE~~ _____

~~SE~~ _____

~~By~~

~~SE~~

~~SE~~

□

(

~~DE~~

~~DE~~ _____

μ

μ

μ

~~DE~~

∅

∅

□ (

2

K

06

ARTICLE V

EV

EV

EV

EV

EV
EV
EV -
EV -

EV

EV
EV
EV

EV

EV -

□

(

~~V~~

‰

⌘

ARTICLE VI

GE

Z -

Years of Service	Accrued Hours per Pay Period	Max Accrued Days	Max Accrued Hours
-			

-

Go

R

Z

(

Go

0

FE

5

0

ARTICLE VII

VI

V

IV

III

II

I

0

0

ARTICLE VIII

GE

GE

GE

§

GE

§

A

□ \bar{z}

△

\bar{z}

⊙

⊙

~~⊙~~

~~⊙~~

~~⊙~~

⊙

~~⊙~~

ARTICLE IX

~~10~~ _____ -

~~11~~ _____ -

~~12~~ _____ -

~~13~~

~~14~~

~~15~~

~~16~~ _____ -

ARTICLE X

SE

-

SE

SE - - -
- - -

SE

SE

Q

RE

0

~~06~~ _____

~~GE~~

~~P~~

~~DE~~

/

~~P~~

~~DE~~ _____

~~DE~~

~~DE~~

0

~~12~~ _____

~~10~~ _____

~~15~~ _____

~~0~~ _____

~~0E~~ _____

~~17~~ _____

~~13~~ _____

0

1E

-

1Z

-

ARTICLE XI

~~E~~

~~D~~

-

(

-

-

-

□ □ _____

-

ARTICLE XIII

□

300

300

300

300

0

λ

$\bar{\lambda}$

$\bar{\lambda}$

$\bar{\lambda}$

$\bar{\lambda}$

v

$\bar{\lambda}$

$\bar{\lambda}$

□ 960

-

ARTICLE XIV

2

3E

- 9E
- 9E
- 9E

30

4

5E

6

-

ARTICLE XV

OE

ps

z

- D
- 00
- EE
- EE
- E
- P
- EE
- A

nolo contendere

•

•

•

•

•

•

•

•

□

ψ _____

∅ - _____

(

- $\bar{\alpha}$
- $\bar{\alpha}$
- $\bar{\alpha}$

- $\bar{\alpha}$
- \circ

μ

-

□

0/0

0/

P

z

o

□ □

ARTICLE XVI


ARTICLE XVII

TERM


The term of this Memorandum of Understanding shall be July 1, 2014 through June 30, 2017.


Signed this 21 day of August, 2014

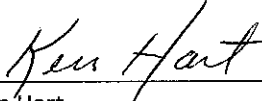
NEVADA IRRIGATION DISTRICT


Remleh Scherzinger, General Manager

AMERICAN FEDERATION OF STATE, COUNTY AND MUNICIPAL EMPLOYEES, LOCAL 146, AFL-CIO


Ed Barton, Chapter President


Nathan Wasley, Chapter Vice President


Ken Hart


Chris Ribble


Karmen Lee Ortloff, AFSCME Council 57 Business Agent

NEVADA IRRIGATION DISTRICT

EXHIBIT 'A' - WAGE SCHEDULE
 Field and Supervisory Unit Job Classifications

Schedule & Range	Job Title	Step	Hourly Rate	Bi Weekly Rate	Monthly Rate	Annual Rate
WOB55	ASSISTANT WATER SUPERINTENDENT	1	30.11	2,408.80	5,219.07	62,628.80
		2	31.61	2,528.80	5,479.07	65,748.80
		3	33.19	2,655.20	5,752.93	69,035.20
		4	34.85	2,788.00	6,040.67	72,488.00
		5	36.59	2,927.20	6,342.27	76,107.20
WOB41	CHIEF WATER TREATMENT OPERATOR	1	28.07	2,245.60	4,865.47	58,385.60
		2	29.48	2,358.40	5,109.87	61,318.40
		3	30.96	2,476.80	5,366.40	64,396.80
		4	32.50	2,600.00	5,633.33	67,600.00
		5	34.13	2,730.40	5,915.87	70,990.40
WOB44	CONSTRUCTION INSPECTION SUPERVISOR	1	28.50	2,280.00	4,940.00	59,280.00
		2	29.92	2,393.60	5,186.13	62,233.60
		3	31.42	2,513.60	5,446.13	65,353.60
		4	32.99	2,639.20	5,718.27	68,619.20
		5	34.65	2,772.00	6,006.00	72,072.00
WOB04	CONSTRUCTION INSPECTOR I	1	23.34	1,867.20	4,045.60	48,547.20
		2	24.51	1,960.80	4,248.40	50,980.80
		3	25.74	2,059.20	4,461.60	53,539.20
		4	27.03	2,162.40	4,685.20	56,222.40
		5	28.37	2,269.60	4,917.47	59,009.60
WOB24	CONSTRUCTION INSPECTOR II	1	25.80	2,064.00	4,472.00	53,664.00
		2	27.09	2,167.20	4,695.60	56,347.20
		3	28.44	2,275.20	4,929.60	59,155.20
		4	29.86	2,388.80	5,175.73	62,108.80
		5	31.36	2,508.80	5,435.73	65,228.80
WOB44	CUSTOMER ACCOUNT ADMINISTRATOR	1	28.50	2,280.00	4,940.00	59,280.00
		2	29.92	2,393.60	5,186.13	62,233.60
		3	31.42	2,513.60	5,446.13	65,353.60
		4	32.99	2,639.20	5,718.27	68,619.20
		5	34.65	2,772.00	6,006.00	72,072.00
WOB85	ELECTRICAL SYSTEMS SUPERINTENDENT	1	34.96	2,796.80	6,059.73	72,716.80
		2	36.71	2,936.80	6,363.07	76,356.80
		3	38.54	3,083.20	6,680.27	80,163.20
		4	40.48	3,238.40	7,016.53	84,198.40
		5	42.49	3,399.20	7,364.93	88,379.20
WOB28	ELECTRICAL SYSTEMS TECHNICIAN I	1	26.32	2,105.60	4,562.13	54,745.60
		2	27.63	2,210.40	4,789.20	57,470.40
		3	29.01	2,320.80	5,028.40	60,340.80
		4	30.45	2,436.00	5,278.00	63,336.00
		5	31.98	2,558.40	5,543.20	66,518.40
WOB48	ELECTRICAL SYSTEMS TECHNICIAN II	1	29.07	2,325.60	5,038.80	60,465.60
		2	30.53	2,442.40	5,291.87	63,502.40
		3	32.05	2,564.00	5,555.33	66,664.00
		4	33.66	2,692.80	5,834.40	70,012.80
		5	35.33	2,826.40	6,123.87	73,486.40
WOB03	ENGINEERING TECHNICIAN I formerly Survey Tech I	1	23.23	1,858.40	4,026.53	48,318.40
		2	24.39	1,951.20	4,227.60	50,731.20
		3	25.60	2,048.00	4,437.33	53,248.00
		4	26.89	2,151.20	4,660.93	55,931.20
		5	28.23	2,258.40	4,893.20	58,718.40
WOB23	ENGINEERING TECHNICIAN II formerly Survey Tech II	1	25.66	2,052.80	4,447.73	53,372.80
		2	26.94	2,155.20	4,669.60	56,035.20
		3	28.30	2,264.00	4,905.33	58,864.00
		4	29.71	2,376.80	5,149.73	61,796.80
		5	31.19	2,495.20	5,406.27	64,875.20

NEVADA IRRIGATION DISTRICT

EXHIBIT 'A' - WAGE SCHEDULE
Field and Supervisory Unit Job Classifications

Schedule & Range	Job Title	Step	Hourly Rate	Bi Weekly Rate	Monthly Rate	Annual Rate
WOA82	EQUIPMENT MECHANIC I	1	21.02	1,681.60	3,643.47	43,721.60
		2	22.07	1,765.60	3,825.47	45,905.60
		3	23.17	1,853.60	4,016.13	48,193.60
		4	24.33	1,946.40	4,217.20	50,606.40
		5	25.54	2,043.20	4,426.93	53,123.20
WOB02	EQUIPMENT MECHANIC II	1	23.12	1,849.60	4,007.47	48,089.60
		2	24.27	1,941.60	4,206.80	50,481.60
		3	25.48	2,038.40	4,416.53	52,998.40
		4	26.76	2,140.80	4,638.40	55,660.80
		5	28.09	2,247.20	4,868.93	58,427.20
WOB32	EQUIPMENT MECHANIC SUPERVISOR	1	26.85	2,148.00	4,654.00	55,848.00
		2	28.18	2,254.40	4,884.53	58,614.40
		3	29.60	2,368.00	5,130.67	61,568.00
		4	31.07	2,485.60	5,385.47	64,625.60
		5	32.62	2,609.60	5,654.13	67,849.60
WOA95	EQUIPMENT OPERATOR	1	22.43	1,794.40	3,887.87	46,654.40
		2	23.56	1,884.80	4,083.73	49,004.80
		3	24.72	1,977.60	4,284.80	51,417.60
		4	25.97	2,077.60	4,501.47	54,017.60
		5	27.26	2,180.80	4,725.07	56,700.80
WOA85	HYDRAULIC TECHNICIAN I	1	21.35	1,708.00	3,700.67	44,408.00
		2	22.40	1,792.00	3,882.67	46,592.00
		3	23.52	1,881.60	4,076.80	48,921.60
		4	24.69	1,975.20	4,279.60	51,355.20
		5	25.93	2,074.40	4,494.53	53,934.40
WOB05	HYDRAULIC TECHNICIAN II	1	23.46	1,876.80	4,066.40	48,796.80
		2	24.63	1,970.40	4,269.20	51,230.40
		3	25.86	2,068.80	4,482.40	53,788.80
		4	27.15	2,172.00	4,706.00	56,472.00
		5	28.51	2,280.80	4,941.73	59,300.80
WOB45	HYDRO ELECTRICAL MACHINIST I	1	28.63	2,290.40	4,962.53	59,550.40
		2	30.07	2,405.60	5,212.13	62,545.60
		3	31.58	2,526.40	5,473.87	65,686.40
		4	33.15	2,652.00	5,746.00	68,952.00
		5	34.81	2,784.80	6,033.73	72,404.80
WOB65	HYDRO ELECTRICAL MACHINIST II	1	31.64	2,531.20	5,484.27	65,811.20
		2	33.23	2,658.40	5,759.87	69,118.40
		3	34.89	2,791.20	6,047.60	72,571.20
		4	36.64	2,931.20	6,350.93	76,211.20
		5	38.47	3,077.60	6,668.13	80,017.60
WOC16	HYDRO GENERATION SUPERVISOR	1	40.61	3,248.80	7,039.07	84,468.80
		2	42.64	3,411.20	7,390.93	88,691.20
		3	44.76	3,580.80	7,758.40	93,100.80
		4	47.01	3,760.80	8,148.40	97,780.80
		5	49.36	3,948.80	8,555.73	102,668.80
WOB45	HYDRO PLANT OPERATOR I	1	28.63	2,290.40	4,962.53	59,550.40
		2	30.07	2,405.60	5,212.13	62,545.60
		3	31.58	2,526.40	5,473.87	65,686.40
		4	33.15	2,652.00	5,746.00	68,952.00
		5	34.81	2,784.80	6,033.73	72,404.80
WOB65	HYDRO PLANT OPERATOR II	1	31.64	2,531.20	5,484.27	65,811.20
		2	33.23	2,658.40	5,759.87	69,118.40
		3	34.89	2,791.20	6,047.60	72,571.20
		4	36.64	2,931.20	6,350.93	76,211.20
		5	38.47	3,077.60	6,668.13	80,017.60

NEVADA IRRIGATION DISTRICT

EXHIBIT 'A' - WAGE SCHEDULE
Field and Supervisory Unit Job Classifications

Schedule & Range	Job Title	Step	Hourly Rate	Bi Weekly Rate	Monthly Rate	Annual Rate
WOB45	HYDRO PLANT OPERATOR I - RESIDENT	1	28.63	2,290.40	4,962.53	59,550.40
		2	30.07	2,405.60	5,212.13	62,545.60
		3	31.58	2,526.40	5,473.87	65,686.40
		4	33.15	2,652.00	5,746.00	68,952.00
		5	34.81	2,784.80	6,033.73	72,404.80
WOB65	HYDRO PLANT OPERATOR II - RESIDENT	1	31.64	2,531.20	5,484.27	65,811.20
		2	33.23	2,658.40	5,759.87	69,118.40
		3	34.89	2,791.20	6,047.60	72,571.20
		4	36.64	2,931.20	6,350.93	76,211.20
		5	38.47	3,077.60	6,668.13	80,017.60
WOB55	HYDRO SYSTEMS TECHNICIAN I	1	30.11	2,408.80	5,219.07	62,628.80
		2	31.61	2,528.80	5,479.07	65,748.80
		3	33.19	2,655.20	5,752.93	69,035.20
		4	34.85	2,788.00	6,040.67	72,488.00
		5	36.59	2,927.20	6,342.27	76,107.20
WOB75	HYDRO SYSTEMS TECHNICIAN II	1	33.27	2,661.60	5,766.80	69,201.60
		2	34.93	2,794.40	6,054.53	72,654.40
		3	36.67	2,933.60	6,356.13	76,273.60
		4	38.50	3,080.00	6,673.33	80,080.00
		5	40.43	3,234.40	7,007.87	84,094.40
WOB37	HYDRO UTILITY WORKER	1	27.51	2,200.80	4,768.40	57,220.80
		2	28.89	2,311.20	5,007.60	60,091.20
		3	30.34	2,427.20	5,258.93	63,107.20
		4	31.87	2,549.60	5,524.13	66,289.60
		5	33.45	2,676.00	5,798.00	69,576.00
WOC16	HYDROELECTRICAL MAINTENANCE SUPERVISOR (Electrical and Civil/Mechanical)	1	40.61	3,248.80	7,039.07	84,468.80
		2	42.64	3,411.20	7,390.93	88,691.20
		3	44.76	3,580.80	7,758.40	93,100.80
		4	47.01	3,760.80	8,148.40	97,780.80
		5	49.36	3,948.80	8,555.73	102,668.80
WOB62	HYDROGRAPHER I	1	31.16	2,492.80	5,401.07	64,812.80
		2	32.74	2,619.20	5,674.93	68,099.20
		3	34.37	2,749.60	5,957.47	71,489.60
		4	36.09	2,887.20	6,255.60	75,067.20
		5	37.89	3,031.20	6,567.60	78,811.20
WOB82	HYDROGRAPHER II	1	34.45	2,756.00	5,971.33	71,656.00
		2	36.17	2,893.60	6,269.47	75,233.60
		3	37.98	3,038.40	6,583.20	78,998.40
		4	39.87	3,189.60	6,910.80	82,929.60
		5	41.87	3,349.60	7,257.47	87,089.60
WOC03	LAND SURVEYOR	1	38.06	3,044.80	6,597.07	79,164.80
		2	39.95	3,196.00	6,924.67	83,096.00
		3	41.96	3,356.80	7,273.07	87,276.80
		4	44.06	3,524.80	7,637.07	91,644.80
		5	46.26	3,700.80	8,018.40	96,220.80
WOB96	MAINTENANCE SUPERINTENDENT	1	36.94	2,955.20	6,402.93	76,835.20
		2	38.78	3,102.40	6,721.87	80,662.40
		3	40.71	3,256.80	7,056.40	84,676.80
		4	42.75	3,420.00	7,410.00	88,920.00
		5	44.90	3,592.00	7,782.67	93,392.00
WOB36	MAINTENANCE SUPERVISOR	1	27.38	2,190.40	4,745.87	56,950.40
		2	28.76	2,300.80	4,985.07	59,820.80
		3	30.19	2,415.20	5,232.93	62,795.20
		4	31.70	2,536.00	5,494.67	65,936.00
		5	33.29	2,663.20	5,770.27	69,243.20

NEVADA IRRIGATION DISTRICT

EXHIBIT 'A' - WAGE SCHEDULE
Field and Supervisory Unit Job Classifications

Schedule & Range	Job Title	Step	Hourly Rate	Bi Weekly Rate	Monthly Rate	Annual Rate
WOA55	METER READER I	1	18.38	1,470.40	3,185.87	38,230.40
		2	19.29	1,543.20	3,343.60	40,123.20
		3	20.26	1,620.80	3,511.73	42,140.80
		4	21.26	1,700.80	3,685.07	44,220.80
		5	22.34	1,787.20	3,872.27	46,467.20
WOA75	METER READER II	1	20.30	1,624.00	3,518.67	42,224.00
		2	21.31	1,704.80	3,693.73	44,324.80
		3	22.38	1,790.40	3,879.20	46,550.40
		4	23.50	1,880.00	4,073.33	48,880.00
		5	24.67	1,973.60	4,276.13	51,313.60
WOC33	SENIOR ENGINEER (REGISTERED)	1	44.20	3,536.00	7,661.33	91,936.00
		2	46.40	3,712.00	8,042.67	96,512.00
		3	48.72	3,897.60	8,444.80	101,337.60
		4	51.17	4,093.60	8,869.47	106,433.60
		5	53.72	4,297.60	9,311.47	111,737.60
WOB43	SENIOR ENGINEERING TECHNICIAN formerly Survey Party Chief	1	28.35	2,268.00	4,914.00	58,968.00
		2	29.77	2,381.60	5,160.13	61,921.60
		3	31.26	2,500.80	5,418.40	65,020.80
		4	32.82	2,625.60	5,688.80	68,265.60
		5	34.46	2,756.80	5,973.07	71,676.80
WOA93	SENIOR FACILITY RANGER	1	22.22	1,777.60	3,851.47	46,217.60
		2	23.31	1,864.80	4,040.40	48,484.80
		3	24.49	1,959.20	4,244.93	50,939.20
		4	25.71	2,056.80	4,456.40	53,476.80
		5	27.01	2,160.80	4,681.73	56,180.80
WOB85	SENIOR HYDRO ELECTRICAL MACHINIST	1	34.96	2,796.80	6,059.73	72,716.80
		2	36.71	2,936.80	6,363.07	76,356.80
		3	38.54	3,083.20	6,680.27	80,163.20
		4	40.48	3,238.40	7,016.53	84,198.40
		5	42.49	3,399.20	7,364.93	88,379.20
WOB95	SENIOR HYDRO SYSTEM TECHNICIAN	1	36.76	2,940.80	6,371.73	76,460.80
		2	38.59	3,087.20	6,688.93	80,267.20
		3	40.51	3,240.80	7,021.73	84,260.80
		4	42.55	3,404.00	7,375.33	88,504.00
		5	44.67	3,573.60	7,742.80	92,913.60
WOB85	SENIOR HYDRO PLANT OPERATOR	1	34.96	2,796.80	6,059.73	72,716.80
		2	36.71	2,936.80	6,363.07	76,356.80
		3	38.54	3,083.20	6,680.27	80,163.20
		4	40.48	3,238.40	7,016.53	84,198.40
		5	42.49	3,399.20	7,364.93	88,379.20
WOA73	SENIOR PARK RANGER	1	20.10	1,608.00	3,484.00	41,808.00
		2	21.11	1,688.80	3,659.07	43,908.80
		3	22.16	1,772.80	3,841.07	46,092.80
		4	23.26	1,860.80	4,031.73	48,380.80
		5	24.43	1,954.40	4,234.53	50,814.40
WOB93	SENIOR RIGHT OF WAY AGENT	1	36.39	2,911.20	6,307.60	75,691.20
		2	38.20	3,056.00	6,621.33	79,456.00
		3	40.12	3,209.60	6,954.13	83,449.60
		4	42.12	3,369.60	7,300.80	87,609.60
		5	44.22	3,537.60	7,664.80	91,977.60
WOA93	SENIOR STOREKEEPER	1	22.22	1,777.60	3,851.47	46,217.60
		2	23.31	1,864.80	4,040.40	48,484.80
		3	24.49	1,959.20	4,244.93	50,939.20
		4	25.71	2,056.80	4,456.40	53,476.80
		5	27.01	2,160.80	4,681.73	56,180.80

NEVADA IRRIGATION DISTRICT

EXHIBIT 'A' - WAGE SCHEDULE
Field and Supervisory Unit Job Classifications

Schedule & Range	Job Title	Step	Hourly Rate	Bi Weekly Rate	Monthly Rate	Annual Rate
WOB05	SENIOR UTILITY WORKER	1	23.46	1,876.80	4,066.40	48,796.80
		2	24.63	1,970.40	4,269.20	51,230.40
		3	25.86	2,068.80	4,482.40	53,788.80
		4	27.15	2,172.00	4,706.00	56,472.00
		5	28.51	2,280.80	4,941.73	59,300.80
WOA93	SENIOR VEGETATION CONTROL WORKER	1	22.22	1,777.60	3,851.47	46,217.60
		2	23.31	1,864.80	4,040.40	48,484.80
		3	24.49	1,959.20	4,244.93	50,939.20
		4	25.71	2,056.80	4,456.40	53,476.80
		5	27.01	2,160.80	4,681.73	56,180.80
WOB05	SENIOR WATER DISTRIBUTION OPERATOR	1	23.46	1,876.80	4,066.40	48,796.80
		2	24.63	1,970.40	4,269.20	51,230.40
		3	25.86	2,068.80	4,482.40	53,788.80
		4	27.15	2,172.00	4,706.00	56,472.00
		5	28.51	2,280.80	4,941.73	59,300.80
WOB22	SENIOR WELDER	1	25.53	2,042.40	4,425.20	53,102.40
		2	26.81	2,144.80	4,647.07	55,764.80
		3	28.15	2,252.00	4,879.33	58,552.00
		4	29.56	2,364.80	5,123.73	61,484.80
		5	31.04	2,483.20	5,380.27	64,563.20
WOA73	STOREKEEPER	1	20.10	1,608.00	3,484.00	41,808.00
		2	21.11	1,688.80	3,659.07	43,908.80
		3	22.16	1,772.80	3,841.07	46,092.80
		4	23.26	1,860.80	4,031.73	48,380.80
		5	24.43	1,954.40	4,234.53	50,814.40
WOC02	TREATED WATER SUPERINTENDENT	1	37.87	3,029.60	6,564.13	78,769.60
		2	39.77	3,181.60	6,893.47	82,721.60
		3	41.74	3,339.20	7,234.93	86,819.20
		4	43.83	3,506.40	7,597.20	91,166.40
		5	46.02	3,681.60	7,976.80	95,721.60
WOA53	UTILITY WORKER I	1	18.19	1,455.20	3,152.93	37,835.20
		2	19.10	1,528.00	3,310.67	39,728.00
		3	20.07	1,605.60	3,478.80	41,745.60
		4	21.05	1,684.00	3,648.67	43,784.00
		5	22.10	1,768.00	3,830.67	45,968.00
WOA73	UTILITY WORKER II	1	20.10	1,608.00	3,484.00	41,808.00
		2	21.11	1,688.80	3,659.07	43,908.80
		3	22.16	1,772.80	3,841.07	46,092.80
		4	23.26	1,860.80	4,031.73	48,380.80
		5	24.43	1,954.40	4,234.53	50,814.40
WOA53	VEGETATION CONTROL WORKER I	1	18.19	1,455.20	3,152.93	37,835.20
		2	19.10	1,528.00	3,310.67	39,728.00
		3	20.07	1,605.60	3,478.80	41,745.60
		4	21.05	1,684.00	3,648.67	43,784.00
		5	22.10	1,768.00	3,830.67	45,968.00
WOA73	VEGETATION CONTROL WORKER II	1	20.10	1,608.00	3,484.00	41,808.00
		2	21.11	1,688.80	3,659.07	43,908.80
		3	22.16	1,772.80	3,841.07	46,092.80
		4	23.26	1,860.80	4,031.73	48,380.80
		5	24.43	1,954.40	4,234.53	50,814.40
WOA64	WATER DISTRIBUTION OPERATOR I	1	19.22	1,537.60	3,331.47	39,977.60
		2	20.17	1,613.60	3,496.13	41,953.60
		3	21.19	1,695.20	3,672.93	44,075.20
		4	22.25	1,780.00	3,856.67	46,280.00
		5	23.35	1,868.00	4,047.33	48,568.00

NEVADA IRRIGATION DISTRICT

EXHIBIT 'A' - WAGE SCHEDULE
Field and Supervisory Unit Job Classifications

Schedule & Range	Job Title	Step	Hourly Rate	Bi Weekly Rate	Monthly Rate	Annual Rate
WOA84	WATER DISTRIBUTION OPERATOR II	1	21.23	1,698.40	3,679.87	44,158.40
		2	22.30	1,784.00	3,865.33	46,384.00
		3	23.41	1,872.80	4,057.73	48,692.80
		4	24.58	1,966.40	4,260.53	51,126.40
		5	25.81	2,064.80	4,473.73	53,684.80
WOB25	WATER DISTRIBUTION SUPERVISOR	1	25.92	2,073.60	4,492.80	53,913.60
		2	27.22	2,177.60	4,718.13	56,617.60
		3	28.58	2,286.40	4,953.87	59,446.40
		4	30.00	2,400.00	5,200.00	62,400.00
		5	31.50	2,520.00	5,460.00	65,520.00
WOB85	WATER SUPERINTENDENT	1	34.96	2,796.80	6,059.73	72,716.80
		2	36.71	2,936.80	6,363.07	76,356.80
		3	38.54	3,083.20	6,680.27	80,163.20
		4	40.48	3,238.40	7,016.53	84,198.40
		5	42.49	3,399.20	7,364.93	88,379.20
WOA91	WATER TREATMENT OPERATOR I	1	21.99	1,759.20	3,811.60	45,739.20
		2	23.10	1,848.00	4,004.00	48,048.00
		3	24.25	1,940.00	4,203.33	50,440.00
		4	25.46	2,036.80	4,413.07	52,956.80
		5	26.73	2,138.40	4,633.20	55,598.40
WOB11	WATER TREATMENT OPERATOR II	1	24.18	1,934.40	4,191.20	50,294.40
		2	25.38	2,030.40	4,399.20	52,790.40
		3	26.65	2,132.00	4,619.33	55,432.00
		4	27.98	2,238.40	4,849.87	58,198.40
		5	29.38	2,350.40	5,092.53	61,110.40
WOB31	WATER TREATMENT OPERATOR III	1	26.71	2,136.80	4,629.73	55,556.80
		2	28.05	2,244.00	4,862.00	58,344.00
		3	29.45	2,356.00	5,104.67	61,256.00
		4	30.92	2,473.60	5,359.47	64,313.60
		5	32.46	2,596.80	5,626.40	67,516.80
WOB71	WATER TREATMENT SUPERVISOR	1	32.60	2,608.00	5,650.67	67,808.00
		2	34.23	2,738.40	5,933.20	71,198.40
		3	35.94	2,875.20	6,229.60	74,755.20
		4	37.73	3,018.40	6,539.87	78,478.40
		5	39.63	3,170.40	6,869.20	82,430.40
WOA82	WELDER I	1	21.02	1,681.60	3,643.47	43,721.60
		2	22.07	1,765.60	3,825.47	45,905.60
		3	23.17	1,853.60	4,016.13	48,193.60
		4	24.33	1,946.40	4,217.20	50,606.40
		5	25.54	2,043.20	4,426.93	53,123.20
WOB02	WELDER II	1	23.12	1,849.60	4,007.47	48,089.60
		2	24.27	1,941.60	4,206.80	50,481.60
		3	25.48	2,038.40	4,416.53	52,998.40
		4	26.76	2,140.80	4,638.40	55,660.80
		5	28.09	2,247.20	4,868.93	58,427.20